

Product Adjustment

Upper Part

	Measure
Shoulder to Shoulder	
Chest Length	
Sleeve Length	
Hip	

Lower Part

	Measure
Waist	
Hip	
Thigh	
Inseam Length	
Side Seam	

For correct action, please refer to the following pages.

Correct action for upper parts:


Shoulder to Shoulder:



Chest Length:



Sleeve Length:



Hip:

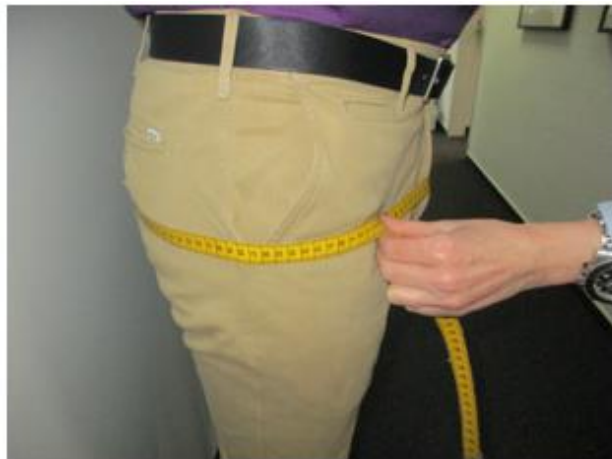


Correct action for lower parts:

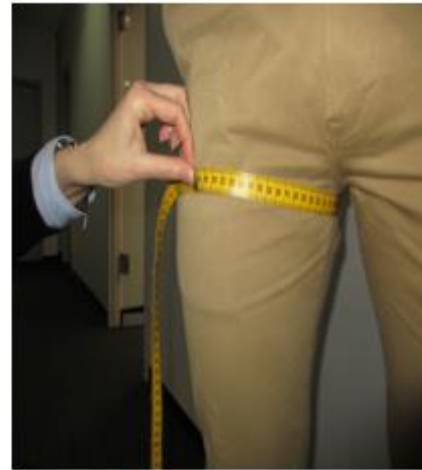
Waist:



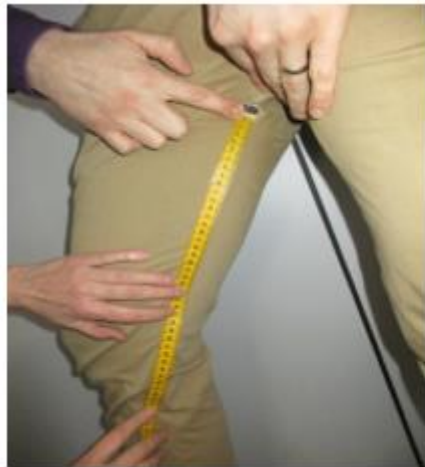
Hip:



Thigh:



Inseam Length:



Side Seam:

